

PRODOTTO / PRODUCT / PRODUKT

M-Eco

MONTAGGIO / MOUNTING / MONTAGE

Sospensione

CODICE / CODE

1058LDM

N° COLLI / N° PARCELS / N° PACK

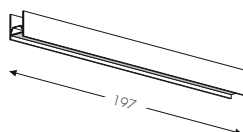
3

PESO / WEIGHT / GEWICHT

14KG

CONTENUTO COLLI - PARCELS CONTENTS - PACKUNGSINHALT

2pz



1058E - M-Eco Giunto - Giunto L197cm

M-Eco Linear Joint L197cm
M-Eco Lineargelenk L197cm

1058LDM 1/3
1058LDM 2/3

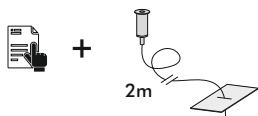
1pz



90101058GM - Giunto Meccanico
Mechanical Coupling - Mechanisches Gelenk

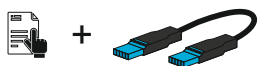
1058LDM 3/3
(ACCESSORI)

3pz



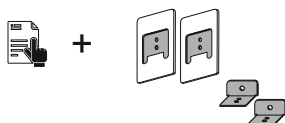
90101058K - Kit Sospensione
Suspension Kit - Fahrwerkssatz

1pz



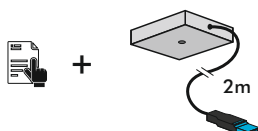
90100058GEDM - Giunto Elettrico 3 Poli DALI
Cable Connector 3 pole DALI
Elektrische Kupplung 3 pole DALI

1pz



90100058T - Kit Testata
Head Kit - Kopfsatz Kit

1pz



ROS1058DM - Kit Rosone
Ceiling Rose Kit - Decken-Rose-Kit