

**PRODOTTO / PRODUCT / PRODUKT**

M-Eco

**MONTAGGIO / MOUNTING / MONTAGE**

Sospensione

**CODICE / CODE**

**1058RDM**

**N° COLLI / N° PARCELS / N° PACK**

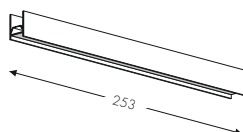
**5**

**PESO / WEIGHT / GEWICHT**

**32,5KG**

**CONTENUTO COLLI - PARCELS CONTENTS - PACKUNGSINHALT**

**4pz**



**1058G - M-Eco Giunto - Giunto L253cm**

M-Eco Linear Joint L253cm  
M-Eco Lineargelenk L253cm

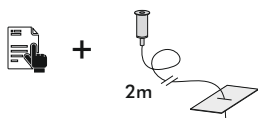
**3pz**



**90101058GM - Giunto Meccanico**

Mechanical Coupling - Mechanisches Gelenk

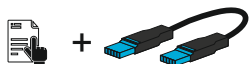
**5pz**



**90101058K - Kit Sospensione**

Suspension Kit - Fahrwerkssatz


**3pz**



**90100058GEDM - Giunto Elettrico 3 Poli DALI**

Cable Connector 3 pole DALI  
Elektrische Kupplung 3 pole DALI

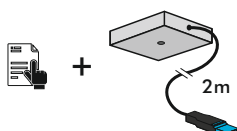
**1pz**



**90100058T - Kit Testata**

Head Kit - Kopfsatz Kit

**1pz**



**ROS1058DM - Kit Rosone**

Ceiling Rose Kit - Decken-Rose-Kit

**1058RDM 1/5**

**1058RDM 2/5**

**1058RDM 3/5**

**1058RDM 4/5**

**1058RDM 4/4  
(ACCESSORI)**