TI TeamItalia®

ISTRUZIONI DI MONTAGGIO Rev.A
ASSEMBLY INSTRUCTIONS
MONTAGEANLEITUNGEN

A) Fissare i regolatori millimetrici a plafone
A) Befestigen Sie die Millimeter-Regler an der Decke.
A) Attach the millimetre controllers to the ceiling

B) Effettuare il collegamento elettrico come da schema sul retro *
B) Stellen Sie den elektrischen Anschluss gemäß der Abbildung auf der Rückseite her.
B) Make the electrical connection as shown in the diagram on the reverse side

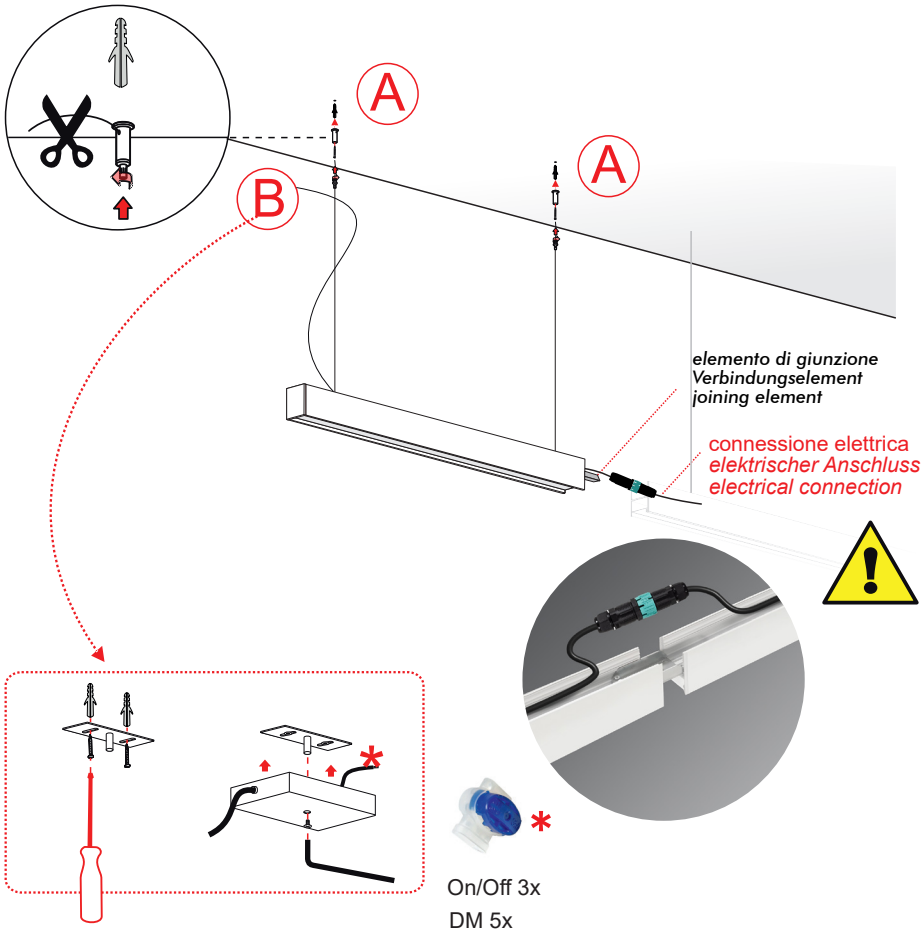

C) collegare ogni modulo al successivo meccanicamente tramite elemento di giunzione
C) jedes Modul mit dem nächsten mittels eines Verbindungselements mechanisch verbinden
C) connect each module to the next mechanically by means of a joining element

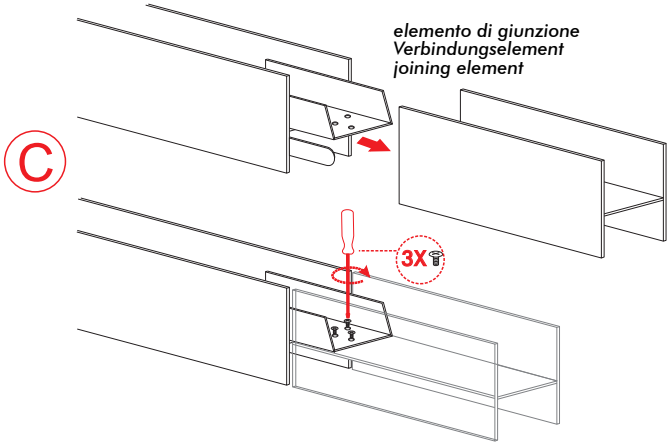

CONNESSIONE ELETTRICA INCORPORATA
BUILT-IN ELECTRICAL CONNECTION / EINGEBAUTER ELEKTRISCHER ANSCHLUSS



PRODOTTO / *PRODUCT / PRODUKT*

Mirò Outdoor

MONTAGGIO / *MOUNTING / MONTAGE*

Sospensione/Suspension/Pendelleuchte

CODICI / *CODES*

1085LOF - 1085LDM
1085MOF - 1085MDM
1085ROF - 1085RDM

CERTIFICAZIONI
CERTIFICATIONS / ZERTIFIZIERUNGEN

CE IP54

ATTENZIONE / *WARNING / ACHTUNG*

Togliere la rete di alimentazione prima dell'installazione, sostituzione della lampada e comunque prima di ogni operazione di manutenzione.

Always turn off power suppy before install, replacing of the light bulb and prior to any maintenance interventions.

Trennen Sie das Versorgungsnetz vor der Installation, vor dem Auswechseln der Glühlampe und auf jeden Fall vor Wartungsarbeiten.

La sicurezza dell'apparecchio è garantita solo con l'uso appropriato delle seguenti istruzioni; pertanto è necessario consultarle e conservarle.

The safety of this product is guaranteed only if correctly used, according to this instruction sheet, which must be read first

Die Sicherheit des Geräts ist nur bei bestimmungsgemäßer Verwendung der folgenden Anweisungen gewährleistet. Daher ist es notwendig, sie zu konsultieren und aufzubewahren.

www.teamitaliailluminazione.it info@teamitaliailluminazione.it
Via dell'Artigianato 21, 37066 Caselle di Sommacampagna Verona (Italy) tel +39.045.85.89.953 fax +39.045.85.81.650

COLLEGAMENTO ELETTRICO
ELECTRICAL CONNECTION
ELEKTRISCHE VERBINDUNG

*

Versione ONOFF
ONOFF Version
ONOFF Version

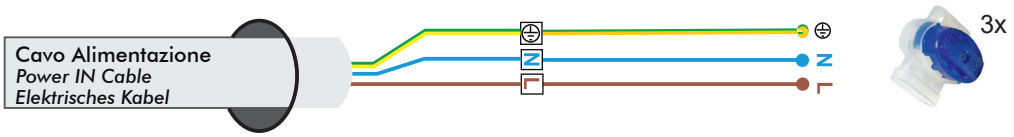

Versione Dimmerabile - Collegamento con pulsante
Dimmable Version - Touch-DIM wiring
Dimmbare Version - Touch-DIM-Verkabelung

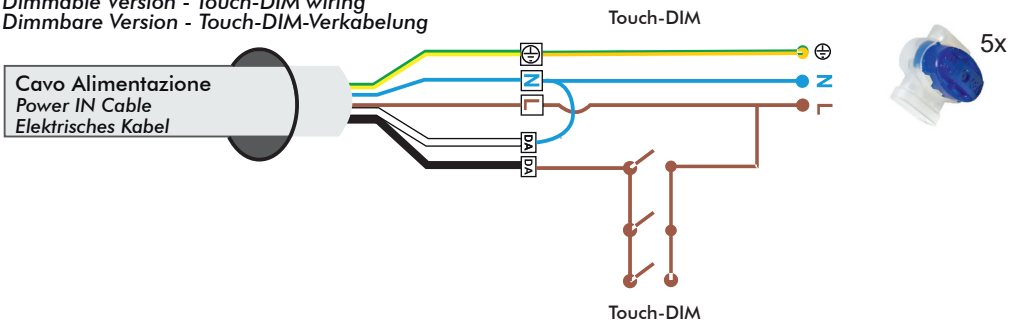

Versione Dimmerabile - Collegamento con sistema di gestione
Dimmable Version - Management System wiring
Dimmbare Version - Management System Verdrahtung

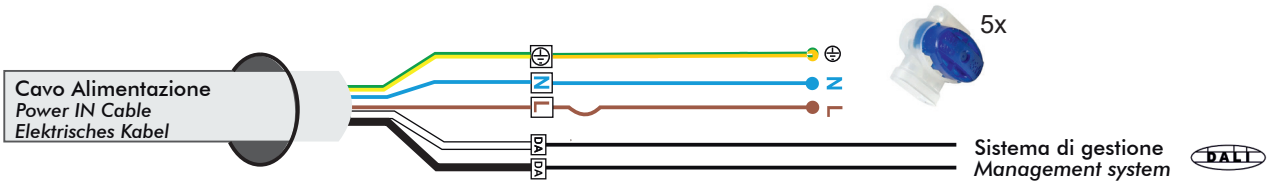

www.teamitaliailluminazione.it info@teamitaliailluminazione.it
Via dell'Artigianato 21, 37066 Caselle di Sommacampagna Verona (Italy) tel +39.045.85.89.953 fax +39.045.85.81.650